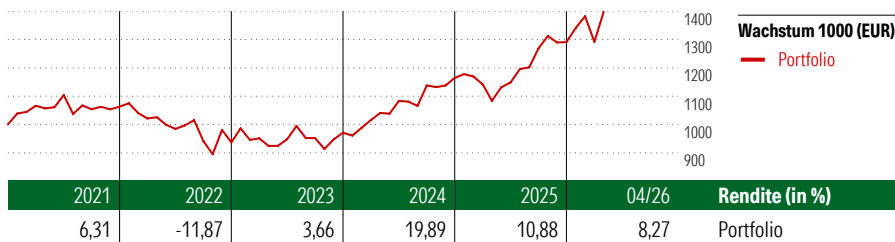



# Vanguard FTSE Emerging Markets UCITS ETF USD Accumulation

## Anlageziel

This Fund seeks to track the performance of the Index, a free float market capitalisation-weighted index of large and mid cap companies in multiple emerging markets in Europe, Asia, Africa, Central and South America and the Middle East. The Fund employs a "passive management" - or indexing - investment approach, through physical acquisition of securities, designed to track the performance of the Index. The Fund will invest in a portfolio of equity securities that so far as possible and practicable is a representative...

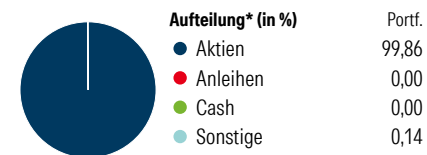
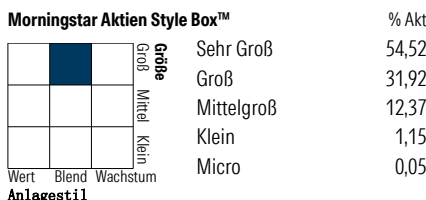


## KID SRI



| Rollierende Renditen (%) |       | Rendite kumul. (%) |       |
|--------------------------|-------|--------------------|-------|
| (25 Mai 2026)            |       | (25 Mai 2026)      |       |
| Lfd. Jahr                | 9,93  | 3 Jahre            | 52,94 |
| 3 Monate                 | 1,34  | 5 Jahre            | 36,02 |
| 6 Monate                 | 11,12 | 10 Jahre           | -     |
| 1 Jahr                   | 23,55 | Seit Auflage       | -     |
| 3 Jahre p.a.             | 15,21 |                    |       |
| 5 Jahre p.a.             | 6,35  |                    |       |

## Portfolio 30 Apr 2026



\*Die Prozentsätze ergeben sich durch Aufsummierung der Assetklassen aus den innenliegenden Zielfonds.

| Top 10 Positionen (in %)         | Portf. |
|----------------------------------|--------|
| Taiwan Semiconductor...          | 15,88  |
| Tencent Holdings Ltd             | 3,58   |
| Alibaba Group Holding Ltd...     | 2,79   |
| Delta Electronics Inc            | 1,28   |
| MediaTek Inc                     | 1,16   |
| Reliance Industries Ltd          | 0,99   |
| China Construction Bank Corp...  | 0,95   |
| HDFC Bank Ltd                    | 0,89   |
| Hon Hai Precision Industry Co... | 0,82   |
| PDD Holdings Inc ADR             | 0,74   |

| Sektorengewichtung         | % Akt        |
|----------------------------|--------------|
| <b>Zyklisch</b>            | <b>40,94</b> |
| Rohstoffe                  | 7,75         |
| Konsumgüter zyklisch       | 10,76        |
| Finanzdienstleistungen     | 20,78        |
| Immobilien                 | 1,65         |
| <b>Sensibel</b>            | <b>49,00</b> |
| Telekommunikation          | 7,53         |
| Energie                    | 4,88         |
| Industriewerte             | 7,05         |
| Technologie                | 29,55        |
| <b>Defensiv</b>            | <b>10,05</b> |
| Konsumgüter nicht zyklisch | 3,60         |
| Gesundheitswesen           | 3,43         |
| Versorger                  | 3,02         |

## Stammdaten

|              |                           |                    |               |                             |             |
|--------------|---------------------------|--------------------|---------------|-----------------------------|-------------|
| Gesellschaft | HDI                       | Währung            | USD           | KID - andere Kosten         | 0,17%       |
|              | Charles-de-Gaulle-Platz 1 | Ertragsverwendung  | Thesaurierend | Transaktionskosten          | 0,08%       |
|              | 50580 Köln                | ISIN (intern)      |               | Erfolgsgebühr (24 Mrz 2026) | 0,00%       |
| Telefon      | +49(0)221 144-3963        | Auflegedatum       | 24 Sep 2019   | Fondsvolumen (Mio.)         | 5527,81 USD |
| Email        | leben.service@hdi.de      | Kurs (25 Mai 2026) | 86,04 USD     |                             |             |
| Internet     | www.hdi.de                |                    |               |                             |             |